



رَبَّنَا إِنَّكَ رَوْوْفٌ رَّحِيمٌ

Our Lord! Thou art indeed Full of Kindness, Most Merciful.

التَّوْحِيدُ

Class 6 Qur'an Manual

Name:

بِسْمِ اللَّهِ الرَّحْمَنِ الرَّحِيمِ

The Holy Prophet (saw) said:

خَيْرُكُمْ مَنْ تَعَلَّمَ الْقُرْآنَ وَعَلَّمَهُ

The best amongst you is the one who learns the
Qur'an and then teaches it to others.

Al-Amali of Shaykh Tusi, Vol 1 page 5

Class 6

For over a decade, students were allocated in Qur'an classes based on their ability in Qur'an, bearing in mind both the ability and age. Needless to say, parent support to their child was effective; however, there was no specific parental role laid in assisting their children in Qur'an. Ability allocation was started in the hope to be able to help students and cater for them according to their individual ability. This was efficient so long as we were small in number. As the workshop started growing rapidly, the system seemed not very efficient for the workshop. Some of the issues we faced were:

i) There were various different ability groups and due to the scarcity in the number of Qur'an teachers we were unable to cater for all the students.

The ability allocation meant a 10 year old and a 6 year old child were at the same ability. Placing them together in one class wasn't feasible due to the age gap, and necessitated a new ability group be formed. How was this possible with lack of teachers?

ii) Having 11 years of studies in the Workshop and only 8 ability groups in Qur'an, meant a child at some point during his/her time at the Workshop was supposed to stay in one Qur'an ability group for more than a year. Not only were the more able students bored of doing the same lessons again for more than a year/s, but the parents were also concerned with this and wanted their children be promoted with each passing year which wasn't possible for the reasons explained above.

iii) At the start of each academic year, the newly enrolled students needed to be tested so that they could be placed in a class with their ability. This meant a good few weeks were needed to do this and with the lack of staff this was proving difficult.

Hence, we have decided to move onto class based system from the year 2020. This means, there will be no separate Qur'an ability groups, and a child will be in the same Qur'an class as his/her normal Workshop class. We are aware of the fact that we shall be unable to eradicate all problems; however, having assessed the class based system we are of the opinion that the benefits of it will outweigh the benefits of ability wise allocation.

In taking on the class based system and making it work, we will have to work as a trio. SHSW at one, parents at the other, and students at the third end. So long as we

all play our roles, we should see it work. We must be aware that with class based system, we will be having same aged students together, but they might differ in ability. The workshop will do all it can in helping the students. Students will be expected to attend the workshop each week and co-operate with the teachers. Parents of students who are struggling or are below the expected level will be required to attend the Qur'an lesson to come and help their children as long as it may be necessary. Qur'an teachers will notify the SHSW management of which students need additional support. Their parents will then be notified by the SHSW Management of when they need to attend to provide extra support to their children. Besides, parent support outside the workshop will be essential, either through personally teaching their children at home or arranging external support from Qur'an extra classes.

The Qur'an syllabus has been amended immensely. The old syllabus had the theory section only and the hifdh booklets. The 2020 syllabus consists of 4 sections, 2 of which are compulsory to teach and the rest as additional resource to be used as and when necessary.

Section 1: Theory + Worksheets (COMPULSORY)

Section 2: Hifdh of Surahs (COMPULSORY)

Section 3: Tafseer / short stories from the Qur'an to make children more familiar with the content of the Holy Qur'an.

Section 4: Qur'anic Dictionary (a selection of simple words from the Holy Qur'an, which will add up as the students move up the class. This is aimed at assisting students understand the meaning of Qur'an when they read it)

Lesson plan guidance: 60 minutes lesson

10 mins – Recap of the previous lesson. Student involvement is essential.

20 mins – Main part of delivering lesson/Syllabus

15 mins – Worksheets/Activities for class and giving of homework

15 mins – Quran recitation / Memorisation

Teachers:

- Will have to plan in a way that works best for their class and cover all the aspects that need covering
- To please ensure children now recite the Qur'an and memorise their surahs in the proper manner.
- Are encouraged to give homework, however, please **DO NOT** over load the students with homework. This could be as simple as ONE sentence or a line to re-iterate the points covered in class. At times, there could be tailored homework to suit personal needs.
- To please remember to complete the lesson trackers together with individual child progress for each lesson delivered.

Parents:

- In order to progress, we urge parents to please support their children at home with their work, check the diaries for any note/homework and assist them whenever possible, for reliance on the Workshop alone is not sufficient. We at SHSW can only enhance our students learning.
- Please contact your child's teacher for a follow up on the progress or for any concerns you might have.

Students:

- Please cooperate with your teachers and pay attention in class to derive maximum benefit and ask as and when necessary. Also ensure all work is done on time to allow the rest of the lessons to flow smoothly.

TOPICS FOR QURAN

Main topics to be covered for each class during the year are highlighted, however a recap of the previous year will prove helpful.

CLASS P

THEORY	<ol style="list-style-type: none"> 1) General rules / manners of reciting the Holy Qur'an 2) Correct pronunciation of Audhubillahi Minash Shaitaanir Rajeem 3) Correct pronunciation of Bismillahir Rahmanir Raheem 4) Arabic Alphabets / Phonetics (Sounds) 5) Explain how dots play an important part in Arabic. Students must be able to comprehend how the location of dots makes letters different.
HIFDH SURAHS	Refer to the table in the pages to follow
TAFSEER / SHORT STORIES FROM QUR'AN	<ol style="list-style-type: none"> 1) The baby in the box 2) The baby speaks 3) Zamzam
QUR'ANIC DICTIONARY	3 words

CLASS 1

THEORY	<ol style="list-style-type: none"> 1) Haraka /Short vowels <ol style="list-style-type: none"> a) Fatha b) Kasrah c) Dhammah 2) Sukoon
HIFDH SURAHS	Refer to the table in the pages to follow
TAFSEER / SHORT STORIES FROM QUR'AN	<ol style="list-style-type: none"> 1) Azazeel 2) Prophet Adam (pbuh) 3) Prophet Nuh (pbuh) and the big ark
QUR'ANIC DICTIONARY	5 words

CLASS 2

THEORY	1) Long Vowels a) Long way b) Short way 2) Tashdeed
HIFDH SURAHS	Refer to the table in the pages to follow
TAFSEER / SHORT STORIES FROM QUR'AN	1) Prophet Ibrahim (as) 2) Prophet Salih (as) 3) Anger
QUR'ANIC DICTIONARY	Family in Qur'an

CLASS 3

THEORY	1) Tanween 2) Letters in various forms (Beginning, Middle, End)
HIFDH SURAHS	Refer to the table in the pages to follow
TAFSEER / SHORT STORIES FROM QUR'AN	1) Duties towards parents 2) Suratul Kawthar 3) Amul Feel – The year of the elephant (Suratul Feel)
QUR'ANIC DICTIONARY	Animals in Qur'an - 1

CLASS 4

THEORY	1) Silent Letters 2) Sujood in Qur'an 3) Ghunna – Stress and Stretch (Nun and Meem Shadda)
HIFDH SURAHS	Refer to the table in the pages to follow
TAFSEER / SHORT STORIES FROM QUR'AN	1) Prophet Musa (pbuh) and the Thu'baan 2) Suratul Lahab 3) The sons of Prophet Adam (pbuh)
QUR'ANIC DICTIONARY	Animals in Qur'an - 2

CLASS 5

THEORY	1) Arabic Numbers 2) Division in Qur'an 3) Rule of Laam Shaddah
HIFDH SURAHS	Refer to the table in the pages to follow
TAFSEER / SHORT STORIES FROM QUR'AN	1) Dua 2) Prophet Sulayman (pbuh) and the Hudhud
QUR'ANIC DICTIONARY	Human being in Qur'an - 1

CLASS 6

THEORY	1) Punctuation a) Signs/Letters of stopping and continuing b) Rules of stopping 2) Qalqalah
HIFDH SURAHS	Refer to the table in the pages to follow
TAFSEER / SHORT STORIES FROM QUR'AN	1) Prophet Nuh (pbuh) 2) Prophet Salih (pbuh)
QUR'ANIC DICTIONARY	Human being in Qur'an - 2

CLASS 7

THEORY	1) Rules of Tanween and Nun Sakin a) Idgham b) Idhar c) Iqlaab d) Ikhfaa 2) Nun Al-Qutni
HIFDH SURAHS	Refer to the table in the pages to follow
TAFSEER / SHORT STORIES FROM QUR'AN	1) Prophet Ibrahim (pbuh) 2) Prophet Ayyub (pbuh)
QUR'ANIC DICTIONARY	Prophets in Qur'an

CLASS 8

THEORY	1) Madd 2) Rules of Hamzah 3) Sakta
HIFDH SURAHS	Hamd, Ikhlaas, Naas, Falaq, Kafiroon, Jumuah
TAFSEER / SHORT STORIES FROM QUR'AN	Jumuah
QUR'ANIC DICTIONARY	Surahs in Qur'an - 1

CLASS 9

THEORY	1) Alif Jazm 2) Tafkheem and Tarqeeq – Rules of Letter RAA
HIFDH SURAHS	Hamd, Ikhlaas, Naas, Falaq, Kafiroon, Fajr
TAFSEER / SHORT STORIES FROM QUR'AN	Fajr
QUR'ANIC DICTIONARY	Surahs in Qur'an - 2

CLASS 10

THEORY	Revision of topics covered in the years P to 9. Apply the rules when reading the Holy Qur'an
HIFDH SURAHS	Hamd, Ikhlaas, Naas, Falaq, Kafiroon, Yaseen (1 to 40)
TAFSEER / SHORT STORIES FROM QUR'AN	Yaseen
QUR'ANIC DICTIONARY	Surahs in Qur'an - 3

CLASS 11

THEORY	Revision of topics covered in the years P to 9. Apply the rules when reading the Holy Qur'an
HIFDH SURAHS	Hamd, Ikhlaas, Naas, Falaq, Kafiroon, Yaseen (41 to 83)
TAFSEER / SHORT STORIES FROM QUR'AN	Yaseen
QUR'ANIC DICTIONARY	Surahs in Qur'an - 4

Qur'an Surahs to be memorised this year

CLASS P	CLASS 1	CLASS 2	CLASS 3	CLASS 4	CLASS 5	CLASS 6	CLASS 7
Hamd	Hamd	Hamd	Hamd	Hamd	Hamd	Hamd	Hamd
Ikhlaas	Ikhlaas	Ikhlaas	Ikhlaas	Ikhlaas	Ikhlaas	Ikhlaas	Ikhlaas
Naas	Naas	Naas	Naas	Naas	Naas	Naas	Naas
Kawthar	Kawthar	Kawthar	Kawthar	Kawthar	Kawthar	Kawthar	Kawthar
	Falaq	Falaq	Falaq	Falaq	Falaq	Falaq	Falaq
	Kaafirun	Kaafirun	Kaafirun	Kaafirun	Kaafirun	Kaafirun	Kaafirun
		Nasr	Nasr	Nasr	Nasr	Nasr	Nasr
		Asr	Asr	Asr	Asr	Asr	Asr
			Lahab	Lahab	Lahab	Lahab	Lahab
			Maun	Maun	Maun	Maun	Maun
			Feel	Feel	Feel	Feel	Feel
				Qadr	Qadr	Qadr	Qadr
				Quraysh	Quraysh	Quraysh	Quraysh
					Qaria	Qaria	Qaria
					Aadiyat	Aadiyat	Aadiyat
						Takathur	Takathur
							Ayatul Kursi
							Humazah
							Inshirah

Qur'an Surahs to be memorised this year

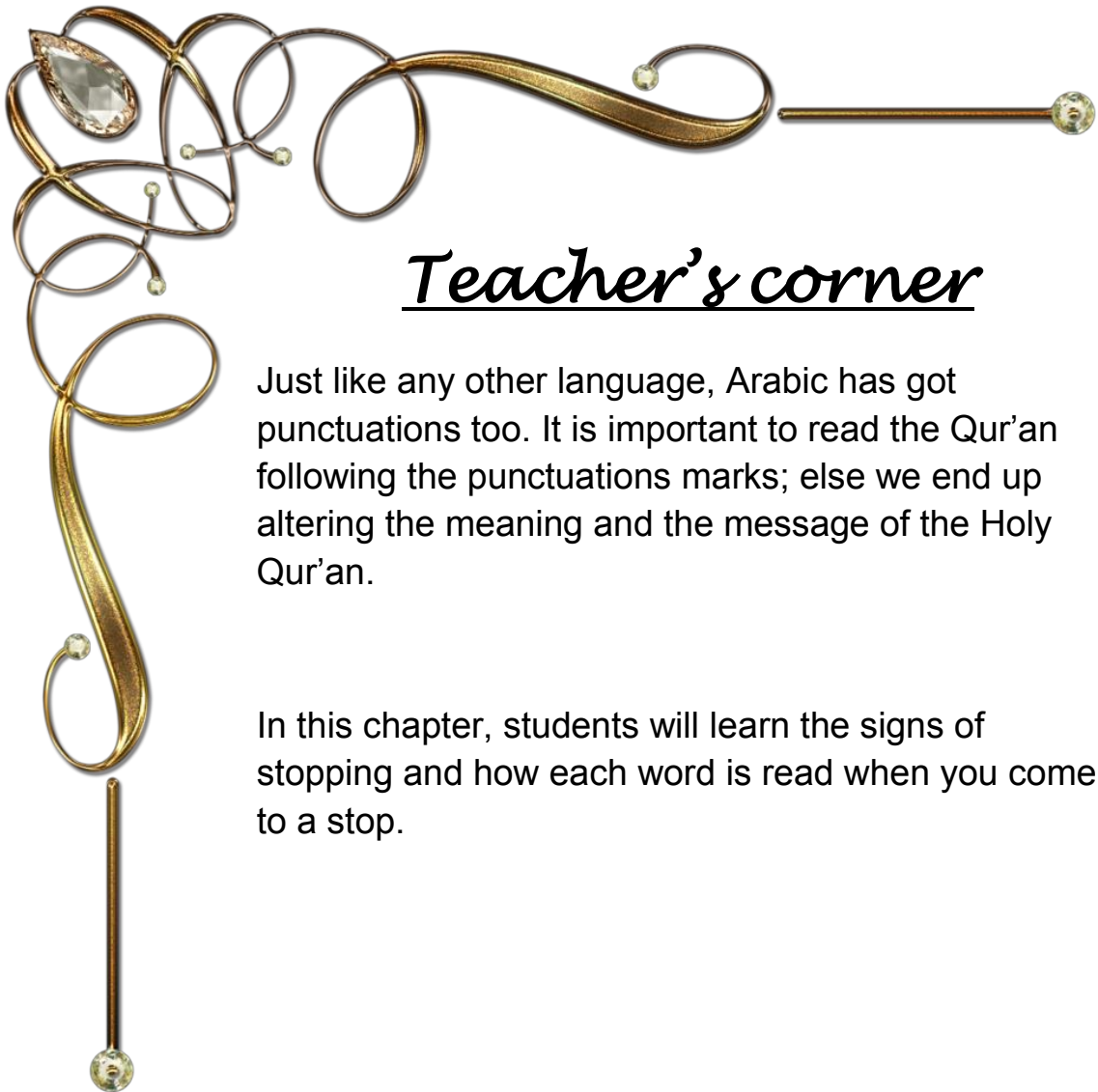
CLASS 8	CLASS 9
Hamd	Hamd
Ikhlāas	Ikhlāas
Naas	Naas
Falaq	Falaq
Kafiroon	Kafiroon
Jumuah	Fajr

CLASS 10	CLASS 11
Hamd	Hamd
Ikhlāas	Ikhlāas
Naas	Naas
Falaq	Falaq
Kafiroon	Kafiroon
Yaseen (Ayah 1- 40)	Yaseen (Ayah 41 – 83)





*Punctuation
&
Rules of Stopping*




Teacher's corner

Just like any other language, Arabic has got punctuations too. It is important to read the Qur'an following the punctuations marks; else we end up altering the meaning and the message of the Holy Qur'an.

In this chapter, students will learn the signs of stopping and how each word is read when you come to a stop.

Punctuation

When reciting the Holy Quran we often come across signs, for example:



Each of these punctuation signs has its own meaning and it is essential that we strictly follow these signs and observe them when reading the Holy Quran.

Some of the examples are:

END OF SENTENCE - STOP

WAKF LAAZIM – MUST STOP

PAUSE (JUST LIKE COMMA IN ENGLISH)

ADVISABLE TO STOP

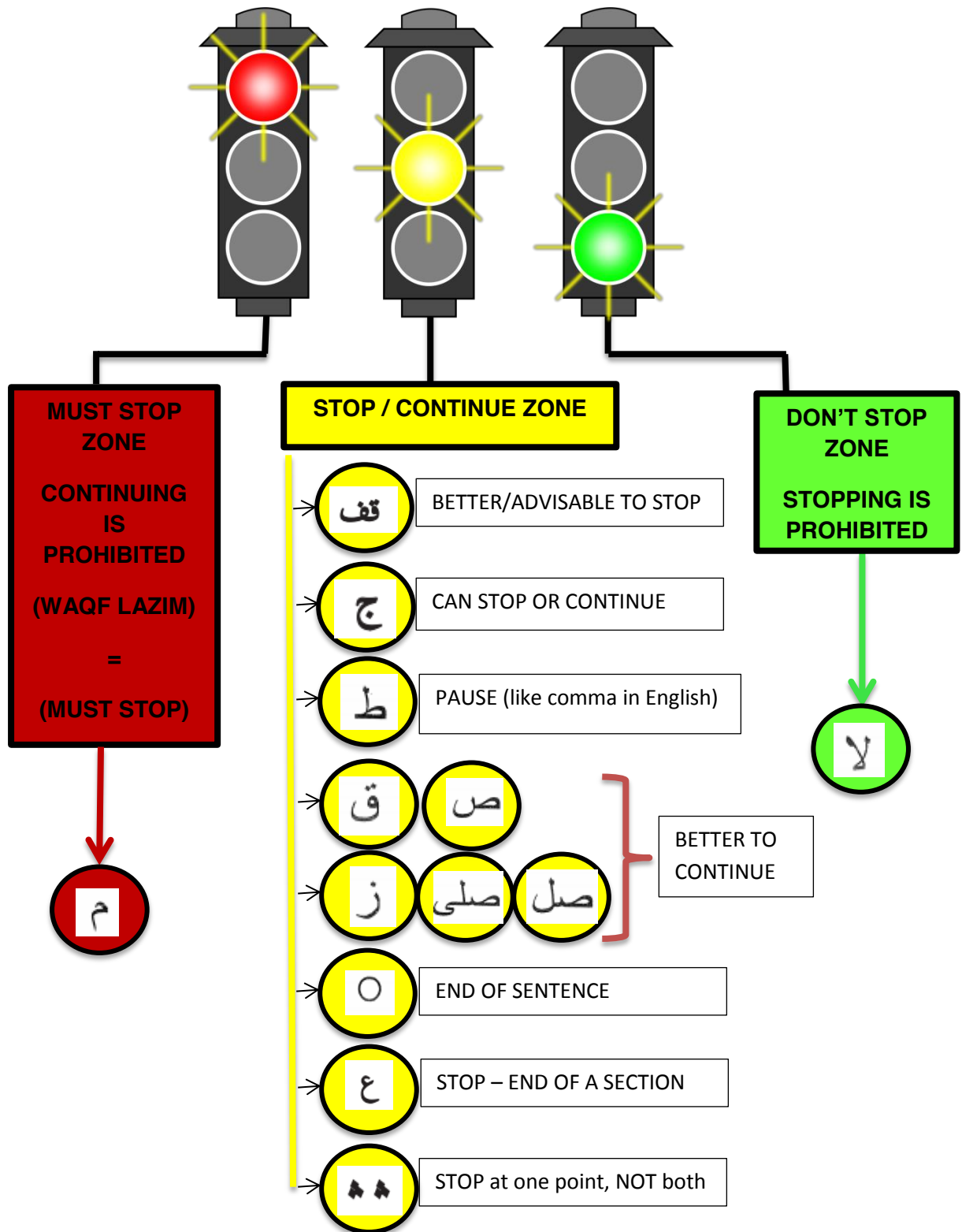
BETTER TO STOP, BUT CAN CONTINUE

BETTER TO CONTINUE

BETTER TO CONTINUE

MUST NOT STOP

This TRAFFIC LIGHT will help you remember the punctuation signs




Exercise

When reciting the Holy Quran you will come across these signs, what should you do?



















Exercise

In the signboard put the correct sign of punctuation.



Exercise


When reciting the Holy Quran you will come across these signs what should you do?



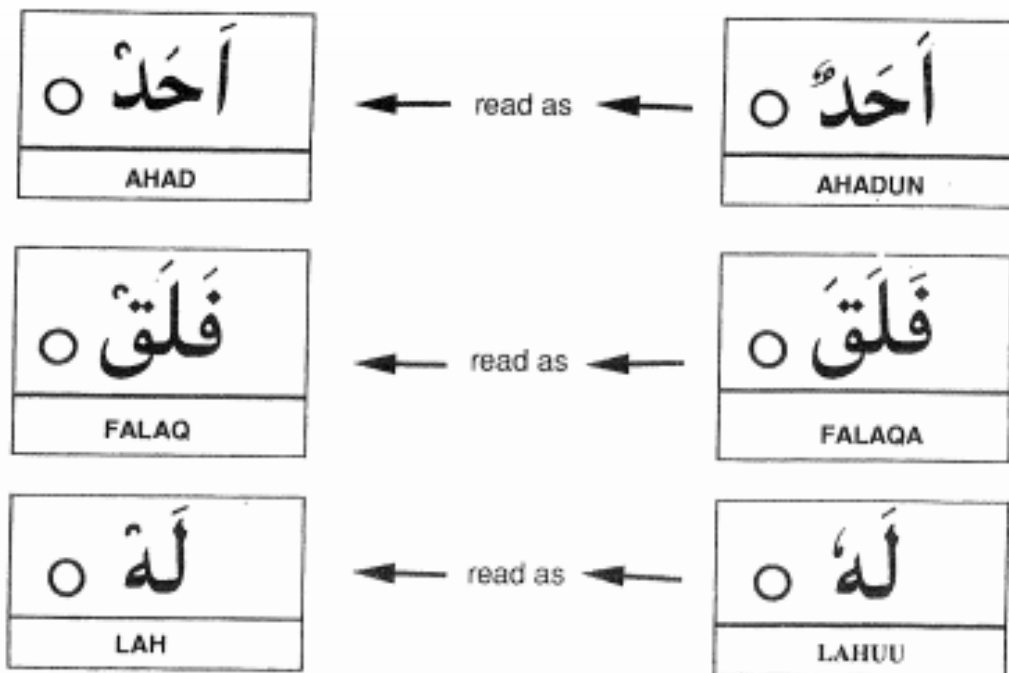
Rules of Stopping

Rule 1:

Now that we know the punctuation signs, we know where to stop, pause or continue when reciting the Holy Quran. Whenever we come to a stopping sign (○) while reading the Holy Quran, in cases when the end letter has any of the following signs:



then the end letter pronunciation changes to a **sukun** letter. For example:



Exercise

When doing Waqf on a word, the last letter will be made Saakin. That means that the Fatha, Dhamma etc will be replaced with a Sukoon.

إِذَا وَقَبْ	←	إِذَا وَقَبْ
--------------	---	--------------

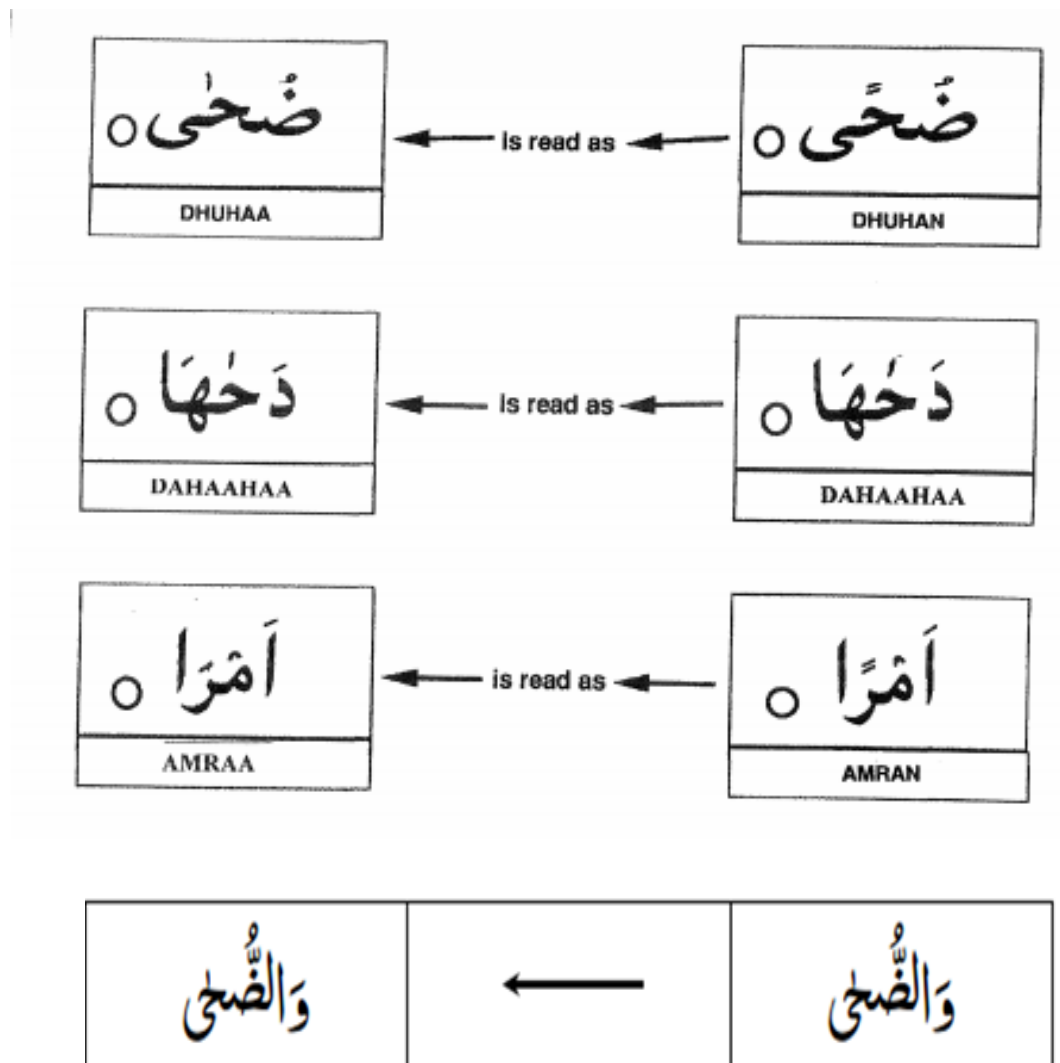
Now practice doing Waqf with the following examples:

إِذَا حَسَدَ ◉ ← ذُ	1
سَبْعَ سَمَوَاتٍ ◉ ← ثُ	2
قُلْ هُوَ اللَّهُ أَحَدٌ ◉ ← دُ	3
مَنْ خَشِيَ رَبَّهُ ◉	4
مِنْ خَوْفٍ ط	5
إِذَا يَسْرِ ◉	6
وَ سَلَامٌ عَلَى الْمُرْسَلِينَ ◉	7

Rule 2:

When the last letter has an Alif (ا) or Ya (ي ; without dots) then the word will be pronounced as a LONG VOWEL.

Also when a word ends with Fathatayn (double fatha), one Fatha will be removed and it will be pronounced as a LONG VOWEL



Exercise

مَفَازًا	←	مَفَازًا
----------	---	----------

Now practice doing Waqf with the following examples:

عَمَلًا ← لَا	1
وَأَعْتَابًا ← بَأ	2
إِنَّهُ كَانَ تَوَابًا ط	3
أَخَاهُمْ صَالِحًا ط ← حَأ	4
وَ أَكِيدُ كَيْدًا ط	5
طُوي ←	6

Exercise

Now practice doing Waqf with the following examples:

أَوْحَىٰ لَهَا ۝	1
لَشَيْءٍ ۝	2
مَنْ دَسَّهَا ۝	3
وَالنَّهَارِ إِذَا تَجَلَّىٰ ۝	4
وَالشَّمْسِ وَضُحَاهَا ۝	5
وَصَدَّقَ بِالْحُسْنَىٰ ۝	6

Exercise

Match the left column to the box which has the right sound.
(Remember when you stop the sound changes). For example:

e.g. ³ أَلْفَافًا

³ أَلْفَافًا ² أَلْفَافٍ ¹ أَلْفَافِنِ

تَوَلَّى

³ تَوَلَّ ² تَوَلَّى ¹ تَوَلَّأَ

سَجَى

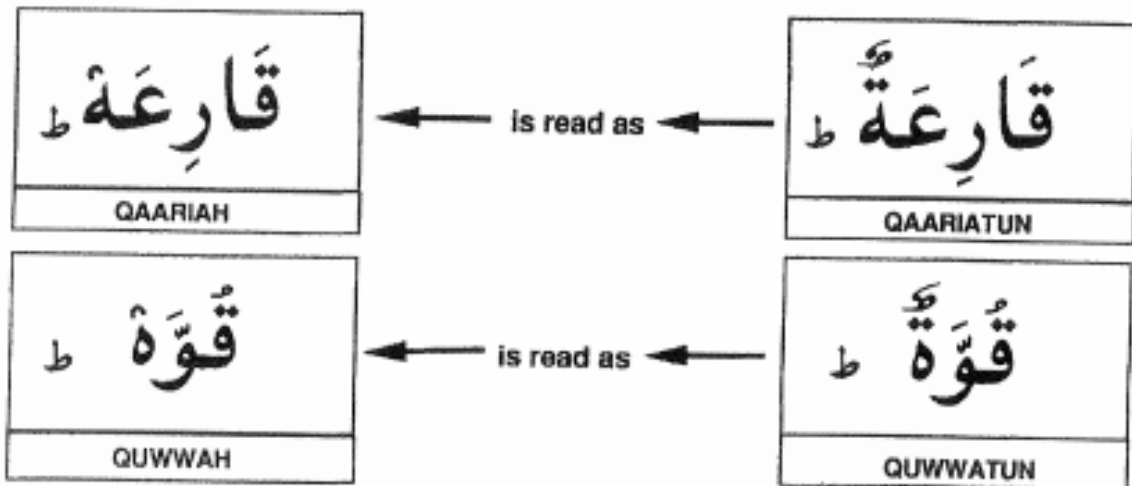
³ سَجَّ ² سَجَى ¹ سَجَا

جَمَّهَا

³ جَمَّهَا ² جَمَّحَ ¹ جَمَّحَنَ

Rule 3:

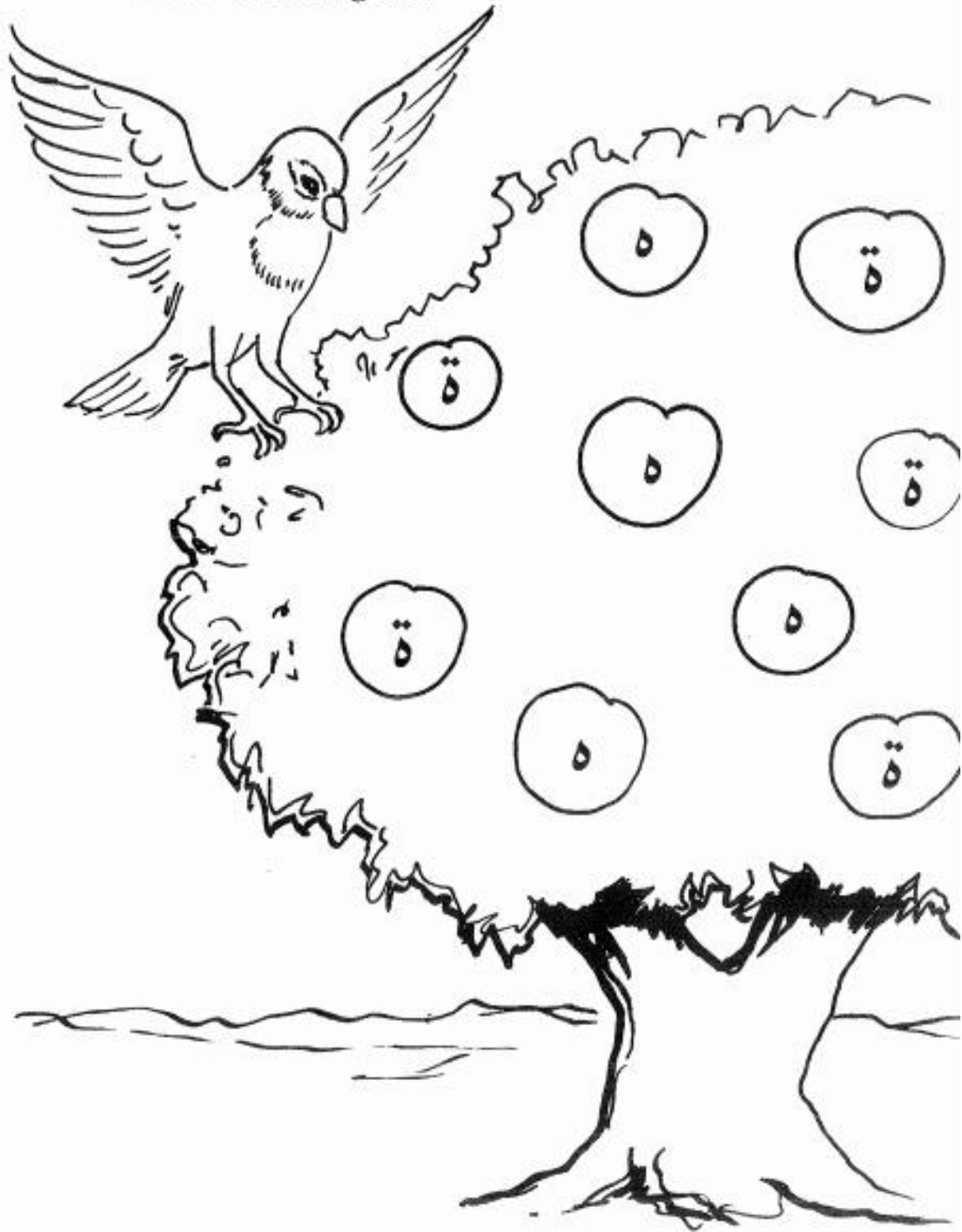
If the last letter before stopping is Ta-marbutah (ة) then it is pronounced as Ha (ه). For example:



Remember that Ta-marbutah (ة) will be pronounced as Ta (ت) in the normal way when no pause is made.

Exercise

Help the bird to pick the apples with the letter Ta-marbutah and colour them in green.



Exercise

مَا الْقَارِعَةُ	←	مَا الْقَارِعَةُ
------------------	---	------------------

Now practice doing Waqf with the following examples:

جَنَّةٌ	1
دُرِّيَّةٌ طَيِّبَةٌ	2
أَصْحَابُ الْقَرْيَةِ	3
مَا الْعَقَبَةُ	4
يَوْمَئِذٍ وَاجِفَةٌ	5
أَبْصَارُهَا خَاشِعَةٌ	6
عَلَيْهِمْ مُّؤَصَّدَةٌ	7

Exercise

Verses from the Holy Quran

What would the TAA at the end change to? Write it the way you would recite when you come to a stop

وَمَثَلُ كَلِمَةٍ خَبِيثَةٍ كَشَجَرَةٍ ط

فِي الْحَيَاةِ الدُّنْيَا وَفِي الْآخِرَةِ ط

رَبِّ اجْعَلْنِي مُقِيمَ الصَّلَاةِ ط

وَمَا أَهْلَكْنَا مِنْ قَرْيَةٍ ط

Exercise

Practice Waqf in the following examples.

All Waqf rules have been mixed up on this page.

Write in each sentence how you would stop.

	بَغَيْرِ حِسَابٍ ○
	حَدِيثِ الْعَاشِيَةِ ج
	فَسَوْفَ تَعْلَمُونَ ○
	وَعَدَّ بِنَهْجِهَا عَذَابًا نُكْرًا ط
	وَقَالَ الْإِنْسَانُ مَا لَهَا ط
	وَأَحْضُوا الْعِدَّةَ ○
	لِكُلِّ شَيْءٍ قَدَرًا ط
	نَارٍ حَامِيَةٌ ج
	إِنَّ إِلَىٰ رَبِّكَ الرُّجْعَىٰ ط
	فَمَنْ يَعْمَلْ مِثْقَالَ ذَرَّةٍ خَيْرًا يَرَهُ ○

Exercise



Practice doing Waqf with the following examples. All Waqf rules have been mixed up on this page. Write in each sentence how you would stop.

Read the Arabic words and then write the correct sounds.
(Remember the sound changes when you stop). For example,

وَتَبُّ	وَتَبَّ ٥
	لَهَبٍ ط
	آفَافًا م
	يُسْرًا ٥
	رَبَّهُ ط
	أَحَدٌ ٥
	مُصَلِّي ٥

Exercise

Read the Arabic words then write the correct sounds in English (Remember the sound changes when you stop).



Exercise

Read the Arabic words and write the sounds in English.
(Remember that the sound changes when you stop).



الْقُرْعَةُ



وَأِقْعَةٌ



وَأَهِيَّةٌ



سِنَّةٌ

ذَلَّةٌ

Exercise

Read the Arabic words and then match with the English sounds.

Haamiyatan tusqaa

قِيَمَةٌ لَا وَلاَّ

Jaariyah

حَامِيَةٌ لَا تَسْقَى

Qiyaamatiw-walaaaa

لَاغِيَةٌ ط

Naasibatun taslaa


جَارِيَةٌ م

Laagiyah

نَاصِبَةٌ لَا تَصَلِّي

Exercise

Pick the apples and put them in the basket. What Sura of the Quran can you make?



Sura:

Exercise

Read the following Aayaat of the Holy Qur'an using the punctuation signs correctly. Write the punctuation signs in the boxes and explain what they mean. An example has been done for you.

فَكَذَّبُوهُ فَعَقَرُوهَا ۖ فَدَمْدَمَ عَلَيْهِمْ رَبُّهُمْ		e.g.
لا	Must not stop	
ص	Better to continue	

وَأَمْرَاتُهُ حَمَّالَةَ الْحَطَبِ ۗ	

سَلَامٌ ۚ قَوْلًا مِّن رَّبِّ رَحِيمٍ ۝	

وَأَضْرِبْ لَهُمْ مَّثَلًا أَصْحَابَ الْقَرْيَةِ ۚ	

وَأَيُّ لَّهُمُ اللَّيْلِ ۖ تَسْلَخُ مِنْهُ النَّهَارَ	

Exercise

Read the following Ayaat and write the correct way of stopping. An example has been done for you.

وَوَالِدٍ وَمَا وَلَدٌ	← is read as ←	وَوَالِدٍ وَمَا وَلَدٌ ٠
------------------------	----------------	--------------------------

	← is read as ←	فِي جَنَّةٍ عَالِيَةٍ ٠
--	----------------	-------------------------

	← is read as ←	وَلَسَوْفَ يَرْضَى ٠
--	----------------	----------------------

	← is read as ←	وَأَكِيدُ كَيْدًا ٠
--	----------------	---------------------

	← is read as ←	فَلْيَدْعُ نَادِيَهُ ٠
--	----------------	------------------------

	← is read as ←	كَتَبَ مَرْقُومًا ٠
--	----------------	---------------------

	← is read as ←	لِيَوْمٍ عَظِيمٍ ٠
--	----------------	--------------------

	← is read as ←	الْجَوَارِ الْكُنَّسِ ٠
--	----------------	-------------------------

Exercise

Rules and Letters of stopping – Write down what each letter of stopping denotes and what would happen to the haraka of the last letter when you come to a stop

Quran Verse - 1

تِلْكَ الرُّسُلُ فَضَّلْنَا بَعْضَهُمْ عَلَى بَعْضٍ

Quran Verse - 2

مِنْهُمْ مَّنْ كَلَّمَ اللَّهُ وَرَفَعَ بَعْضَهُمْ دَرَجَاتٍ ط

Quran Verse - 3

فَقَدْ خَسِرَ خُسْرَانًا مُّبِينًا ۝

Quran Verse - 4

يَعِدُّهُمْ وَ يُمَنِّيهِمْ وَ مَا يَعِدُّهُمْ الشَّيْطَانُ إِلَّا
عُرْوَرًا ❁

Quran Verse - 5

لَهُمْ أَجْرُهُمْ عِنْدَ رَبِّهِمْ ؕ

Quran Verse - 6

فَمَنْ افْتَرَى عَلَى اللَّهِ الْكَذِبَ مِنْ بَعْدِ ذَلِكَ ❁

Quran Verse - 7

وَإِذْ قَالَ إِبْرَاهِيمُ رَبِّ أَرِنِي كَيْفَ تُحْيِي الْمَوْتَىٰ ط

Quran Verse - 8

قَالَ أَوَلَمْ تُؤْمِنُ ط
قَالَ بَلَىٰ وَلَٰكِن لِّيَطْمَئِنَّ قَلْبِي ط

Quran Verse - 9

فَأُولَٰئِكَ هُمُ الظَّالِمُونَ ۝ قُلْ صَدَقَ اللَّهُ^{تف}

Quran Verse - 10

يَا أَيُّهَا الَّذِينَ آمَنُوا كُتِبَ عَلَيْكُمُ الصِّيَامُ كَمَا كُتِبَ
عَلَى الَّذِينَ مِن قَبْلِكُمْ لَعَلَّكُمْ تَتَّقُونَ ۝

Quran Verse - 11

الَّذِينَ يُنْفِقُونَ أَمْوَالَهُمْ فِي سَبِيلِ اللَّهِ ثُمَّ لَا يُتَّبِعُونَ
مَا أَنْفَقُوا مَنًّا وَلَا أَذًى ۝

Quran Verse - 12

تِلْكَ آيَاتُ الْكِتَابِ الْمُبِينِ ۝

إِنَّا أَنْزَلْنَاهُ قُرْآنًا عَرَبِيًّا لَعَلَّكُمْ تَعْقِلُونَ ۝

Quran Verse - 13

لَا يَشْتَرُونَ بِآيَاتِ اللَّهِ ثَمَنًا قَلِيلًا ۝

أُولَئِكَ لَهُمْ أَجْرُهُمْ عِنْدَ رَبِّهِمْ ۝

Quran Verse - 14

إِنَّ اللَّهَ سَرِيعُ الْحِسَابِ ۝
يَا أَيُّهَا الَّذِينَ آمَنُوا اصْبِرُوا وَصَابِرُوا وَرَابِطُوا ۚ

Quran Verse - 15

إِنَّ الَّذِينَ آمَنُوا وَالَّذِينَ هَاجَرُوا وَجَاهَدُوا فِي
سَبِيلِ اللَّهِ ۚ

Quran Verse - 16

أُولَئِكَ يَرْجُونَ رَحْمَتَ اللَّهِ ۚ وَاللَّهُ غَفُورٌ رَحِيمٌ ۝

Quran Verse - 17

يَا أَيُّهَا الَّذِينَ آمَنُوا إِذَا قُمْتُمْ إِلَى الصَّلَاةِ فَاغْسِلُوا
وُجُوهَكُمْ وَأَيْدِيَكُمْ ❁

Quran Verse - 18

يُؤْتِي الْحِكْمَةَ مَنْ يَشَاءُ ج
وَمَنْ يُؤْتَ الْحِكْمَةَ فَقَدْ أُوتِيَ خَيْرًا كَثِيرًا ط

Quran Verse - 19

فَمَنْ حَاجَّكَ فِيهِ مِنْ بَعْدِ مَا جَاءَكَ مِنَ الْعِلْمِ فَقُلْ
تَعَالَوْا

Quran Verse - 20

إِنَّمَا يُرِيدُ الشَّيْطَانُ أَنْ يُوقِعَ بَيْنَكُمُ الْعَدَاوَةَ وَالْ
بَغْضَاءَ فِي الْخَمْرِ وَالْمَيْسِرِ

Quran Verse - 21

لَنْ يَسْتَنْكِفَ الْمَسِيحُ أَنْ يَكُونَ عَبْدًا لِلَّهِ وَلَا
الْمَلَائِكَةُ الْمُقَرَّبُونَ ط

Quran Verse - 22

فَلَمَّا عَتَوْا عَنْ مَآئِهِمْ قُلْنَا لَهُمْ كُونُوا قِرَدَةً
خَاسِيَةً

Quran Verse - 23

قَالُوا إِنَّا تَطَيَّرْنَا بِكُمْ
لَئِن لَّمْ تَنْتَهُوا لَنَرْجُمَنَّكُمْ وَ لَيَمَسَّنَّكُم مِّنَّا
عَذَابٌ أَلِيمٌ ۝

Quran Verse - 24

إِنَّمَا الْمُؤْمِنُونَ إِخْوَةٌ فَأَصْلِحُوا بَيْنَ أَخَوِيكُمْ
وَاتَّقُوا اللَّهَ لَعَلَّكُمْ تُرْحَمُونَ ۝

Quran Verse - 25

أَتْلُ مَا أُوحِيَ إِلَيْكَ مِنَ الْكِتَابِ وَأَقِمِ الصَّلَاةَ ط

Quran Verse - 26

إِنَّ الصَّلَاةَ تَنْهَى عَنِ الْفَحْشَاءِ وَالْمُنْكَرِ ط

Exercise

Signs in the Qur'an

Match the left column to the box on the right which has the correct sound (when you stop the sound changes

حَسِيْبًا

حَسِيْبًا

حَسِيْبٌ

حَسِيْبَنْ

تَوَلَّى

تَوَلَّ

تَوَلَّى

تَوَلَّا

هَبِّ

هَبِّ

هَبُّ

هَبِّ

هُدَى

هُدَا

هُدَا

هُدَى

دَرَجَةٌ

دَرَجَةٌ

دَرَجَتْ

دَرَجَةٌ

بِنِعْمَةٍ

بِنِعْمَ

بِنِعْمَتِ

بِنِعْمَةٍ

Exercise

Signs in the Qur'an

Read the Arabic words and then write the correct sound after applying the stop rule according to the given stop sign.

وَتَبَّ

وَتَبَّ ٠

قَلِيلَةً ط

كَثِيرًا هـ

أَحَدًا لَّ

مُصَلًّى ٠

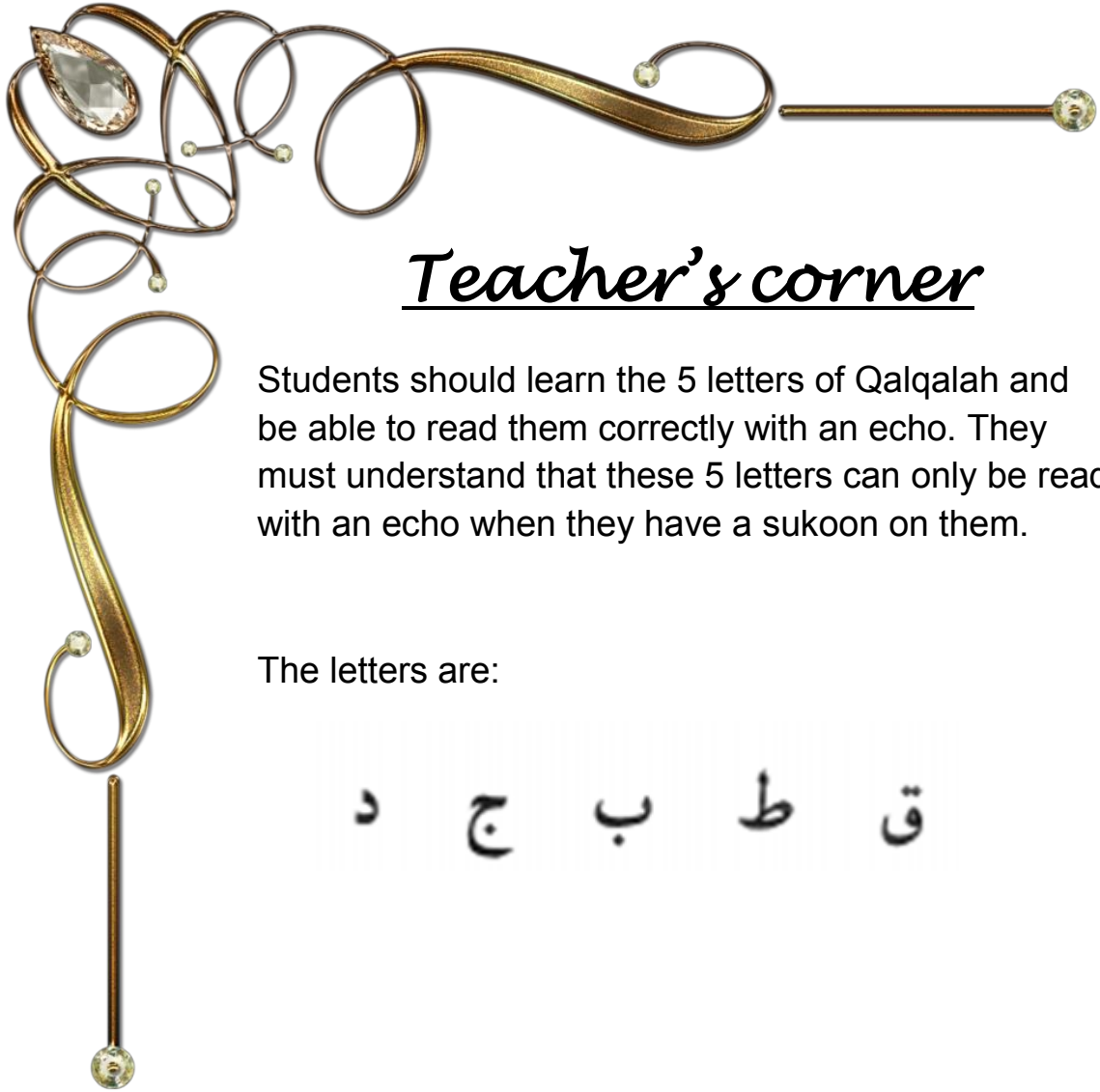
أَيْدِينَا قف

رَبِّهِ ع

تَنْهَرُّ ص



Qalqala
(Echo letters)




Teacher's corner

Students should learn the 5 letters of Qalqalah and be able to read them correctly with an echo. They must understand that these 5 letters can only be read with an echo when they have a sukoon on them.

The letters are:

ق ط ب ج د

RULES OF QALQALA

If any of the below letters appear with a  Sukun then it will be pronounced with an echo sound:

ق ط ب ج د

(QUTUBJAD)

For easy remembrance they may be combined to read 'QUTUBJAD' (قُطُبُجَدُ)

Examples:

خَلَقُ

Khalaq(a)
(Not Khalaq)

اَقْرَأُ

Iq(a)ra
(Not Iqra)

أَحَدُ

Ahad(a)
(Not Ahad)

يَطْمَعُونَ

Yat(s)ma'una
(Not Yatma'una)

أَجْرٌ

Aj(a)rin
(Not Ajrin)

حَطَبٌ

Hatab(a)
(Not Hatab)

Note: Care should be taken that such echoing sound does not go to the extent of forming a Fatha sound.

When any of the above 5 letters is accompanied with a sukun, an 'echo' sound is heard.
The rest of the letters of the alphabet do not have this quality.

Note: Care should be taken that the echoing sound does not go to the extent of forming a fatha sound.

Remember, during recitation, when stopping or pausing on any of these letters accompanied by either a fatha, kasra, dhamma, kasra tanween or dhamma tanween, a sukun is applied (chapter: stopping on words) hence they will bear the quality of qalqala.

Practice reciting the following words.

○ مَا خَلَقَ	وَتَقْوَاهَا	أَقْفَاهَا	ق
○ مُحِيطٌ	أَطْعَمَهُمْ	نُطِعِمُ	ط
○ كَانَ عِقَابٍ	قَبِيلِكَ	سُبْحَانَكَ	ب
○ ذَاتِ الْبُرُوجِ	يَجْعَلُهُ	أَجْرَهُمْ	ج
○ أَحَدٌ	أُدْخِلَ	فَقَدْ	د

Exercise

Circle the Qalqala letters. Two examples have been given.

فَانْصَبِ	الْأَبْتِغَاءِ
فَوَسَطْنَ	لَيَطْفِي
رَدَدْنَهُ	وَتَقْوَاهَا
تُجْزَايَ	عَبْدًا
عُقْبَاهَا	الرُّجْعِي
أَطْعَمَهُمْ	صَدْرَكَ

Exercise

Read these words. Circle the letter of Qalqalah

أُقْسِمُ أَجْرُ أُقْتَلُ بَطْشٌ حَبْلٌ صَبْرًا
فَجْرٌ نَقْصُ نُطْفَةٍ قَدْحًا قِطْرٌ وَقَبٌ

عَبَدْنَا	نَجَعَلُ	خَلَقْنَا
-----------	----------	-----------

وَشَدَدْنَا	أَحْبَبْتُ	تَجَرَّمِي
-------------	------------	------------

قَالَ لَقَدْ	بَطَشْتَنَا	وَلَا تُشْطِطْ
--------------	-------------	----------------

Exercise

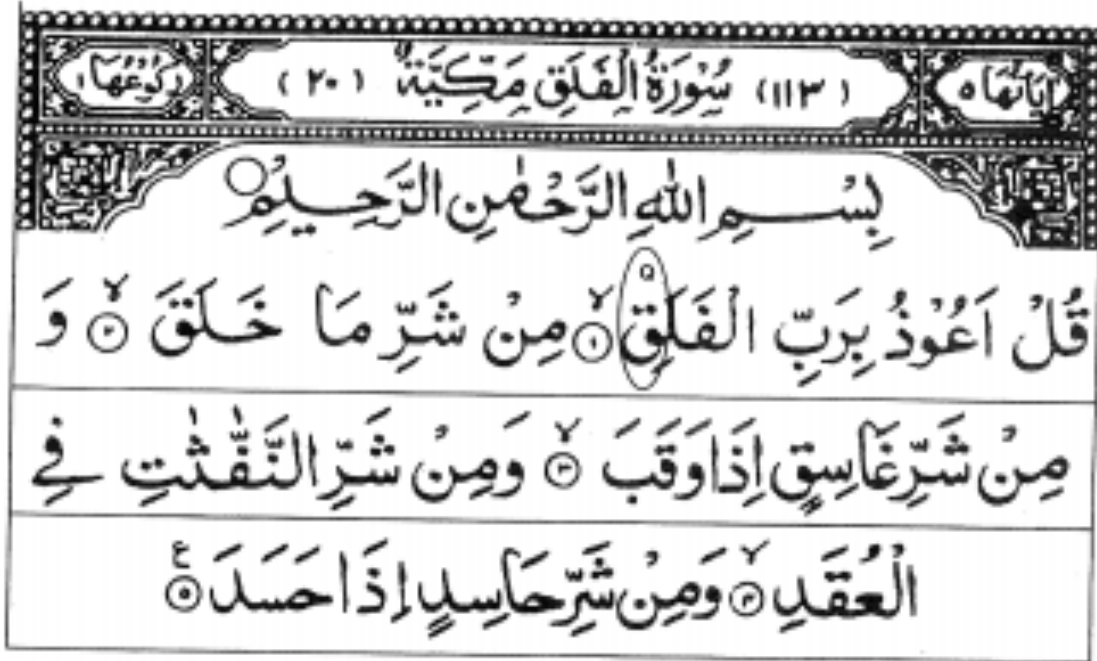


And circle the letters of Qalqalah ...

فَأَثَرْنَ	يَلِدُ	أَلْفِ	عَنَّهُ	أَخْلَدَهُ
عَيْنَ	يَعْمَلُ	وَأَخْرَجَتْ	تُطِعُهُ	فَلْيَدْعُ
بِحَمْدِ	وَرَأَيْتَ	نَصْرُ	أَعْبُدُ	قُلْ
ظَهَرَكَ	سَوَاطِ	فِرْعَوْنَ	إِنْ	وَأَرْسَلَ
بَعْدُ	غَيْرُ	أَحْسَنِ	فَرَعْتَ	ذِكْرَكَ
زُلْزَلَتْ	خَيْرُ	أَهْلِ	مَطْلَعِ	بِإِذْنِ
عِلْمُ	لَوْ	بِهِمْ	يَعْلَمُ	فَوْسَطْنَ

Exercise

From the passage below, put the code 'Q' where there is Qalqala letter. An example has been done for you.



قُلْ هُوَ اللَّهُ أَحَدٌ ○

اللَّهُ الصَّمَدُ ○

لَمْ يَلِدْ وَلَمْ يُولَدْ ○

وَلَمْ يَكُنْ لَهُ كُفُوًا أَحَدٌ ○

Exercise

Find and circle the letters of qalqalah in the verses below and read the ayah properly

• مِنْهُ ابْتِغَاءَ الْفِتْنَةِ

• وَيَقْتُلُونَ الَّذِينَ يَأْمُرُونَ بِالْقِسْطِ

• أَعْتَدْنَا لَهُمْ عَذَابًا

• يُدْخِلُهُ نَارًا خَالِدًا فِيهَا

• أَلَمْ نَجْعَلِ الْأَرْضَ مِهْدًا

• مُقَرَّنِينَ فِي الْأَصْفَادِ

• فِي عِزَّةٍ وَشِقَاقٍ

Exercise

Exercise

Circle the sentences which contain a Qalqalah and highlight the Qalqalahs with your pencil. The first one is done for you.

Practise reading all the Qalqalah sentences on this page correctly

Do you remember the letters of QALQALA?

Can you name them?

كَذَلِكَ يَضْرِبُ

عُقْبَاهَا

أَصْحَابُ النَّارِ

وَالْأَقْرَبِينَ

نَفْسٍ لَّمَّا

فَأَنْصَبَ

فَذَكَرَ إِنْ

لَيَطْغَى

أُقْسِمُ

أَطْعَمَهُمْ

بُخْرِي

أَلَمْ يَجْعَلْ

الْكُبْرَى

سُقْيَاهَا

وَدَعَا رَبُّكَ

وَجْهَ رَبِّهِ

لَيْلَةَ الْقَدْرِ

لَشَهِيدٍ

صُحُفًا

بَدَخُلُونَ

جَمْعًا

مُؤْمِنٍ

اقْرَأْ بِاسْمِ

وَصَوَّرَكُمْ فَأَحْسَنَ

فَلْيَدْعُ

يَصْلَاهَا

وَتَبَّ

نَفْسٍ لَّمَّا

بِقَوْلِ شَاعِرٍ

نُطْفَةٍ

Exercise

Identify all cases of Qalqala(Q) AND Ghunnah(G) in the following Ayahs:

*Encircle the point of occurrence and write **Q** and **G** .

خَلَقَكُمْ مِنْ نَفْسٍ وَاحِدَةٍ ثُمَّ جَعَلَ مِنْهَا زَوْجَهَا وَأَنْزَلَ لَكُمْ مِنْ الْأَنْعَامِ ثَمَنِيَةَ أَزْوَاجٍ
يَخْلُقُكُمْ فِي بُطُونِ أُمَّهَاتِكُمْ خَلْقًا مِنْ بَعْدِ خَلْقٍ فِي ظُلُمَاتٍ ثَلَاثٍ ذَلِكُمْ اللَّهُ رَبُّكُمْ
لَهُ الْمُلْكُ لَا إِلَهَ إِلَّا هُوَ فَانِي تُصِرُّونَ ﴿٦﴾

رَبَّنَا إِنَّا سَمِعْنَا مُنَادِيًا يُنَادِي لِلْإِيمَانِ أَنْ آمِنُوا بِرَبِّكُمْ فَآمَنَّا
رَبَّنَا فَاعْفُ رَنَا ذُنُوبَنَا وَكَفِّرْ عَنَّا سَيِّئَاتِنَا وَتَوَقَّنَا مَعَ
الْأَبْرَارِ ﴿١٩٣﴾

يَقَوْمٍ أَدْخَلُوا الْأَرْضَ الْمُقَدَّسَةَ الَّتِي كَتَبَ اللَّهُ لَكُمْ وَلَا تَرْتَدُّوا عَلَىٰ

أَدْبَارِكُمْ فَتَنْقَلِبُوا خَاسِرِينَ ﴿٢١﴾

إِنْ تُصِيبَكَ حَسَنَةٌ فَسُؤِّهِمْ وَإِنْ تُصِيبَكَ مُصِيبَةٌ

يَقُولُوا قَدْ أَخَذْنَا أَمْرًا مِنْ قَبْلُ وَيَتَوَلَّوْا وَهُمْ

فَرِحُونَ ﴿٥٠﴾

Exercise

Circle all the qalqalas in the verses below.

إِذْ عَرَضَ عَلَيْهِ بِالْعَشيِّ الصّٰفِنٰتُ الْجِيَادُ ﴿٣١﴾

فَقَالَ إِنِّي أَحْبَبْتُ حُبَّ الْخَيْرِ عَن ذِكْرِ رَبِّي حَتَّى تَوَارَتْ بِالْحِجَابِ ﴿٣٢﴾

رُدُّوهَا عَلَيَّ فَطَفِقَ مَسْحًا بِالسُّوقِ وَالْأَعْنَاقِ ﴿٣٣﴾

وَلَقَدْ فَتَنَّا سُلَيْمَانَ وَأَلْقَيْنَا عَلَى كُرْسِيِّهِ جَسَدًا ثُمَّ أَنَابَ ﴿٣٤﴾

فَسَخَّرْنَا لَهُ الرِّيحَ تَجْرِي بِأَمْرِهِ رُخَاءً حَيْثُ أَصَابَ ﴿٣٦﴾

Exercise

Qalqala

On the extracts from the Qur'an, circle the qalqala letters.

تَبَّتْ يَدَا أَبِي لَهَبٍ وَتَبَّ ۝ مَا أَغْنَىٰ عَنْهُ مَالُهُ وَمَا كَسَبَ ۝ سَيَصْلَىٰ نَارًا إِذَاتَ لَهَبٍ ۝
وَأَمْرًا لَهُ جَمَالَةٌ لِّلْحَطَبِ ۝ فِي جَنَدِهَا حَبْلٌ مِّن مَّسَدٍ ۝

قُلْ هُوَ اللَّهُ أَحَدٌ ۝ اللَّهُ الصَّمَدُ ۝ لَمْ يَلِدْ وَلَمْ يُولَدْ ۝
وَلَمْ يَكُنْ لَهُ كُفُوًا أَحَدٌ ۝

قُلْ أَعُوذُ بِرَبِّ الْفَلَقِ ۝ مِنْ شَرِّ مَا خَلَقَ ۝ وَمِنْ شَرِّ غَاسِقٍ إِذَا وَقَبَ ۝ وَمِنْ شَرِّ
النَّفَّاثَاتِ فِي الْعُقَدِ ۝ وَمِنْ شَرِّ حَاسِدٍ إِذَا حَسَدَ ۝

Exercise

Qalqala

Circle the Qalqala letters. An example has been given.

خَلَقْتَنِي

الْحُطْفَةَ

ثاقِبُ

إِبْلِيسَ

زَجْرَةَ

أَدْعِيَاءَ

رَدَدْنَاهُ

الرُّجْعِي

أَطَعَمَهُمْ

فَوْسَطْنَ

صَدْرَكَ

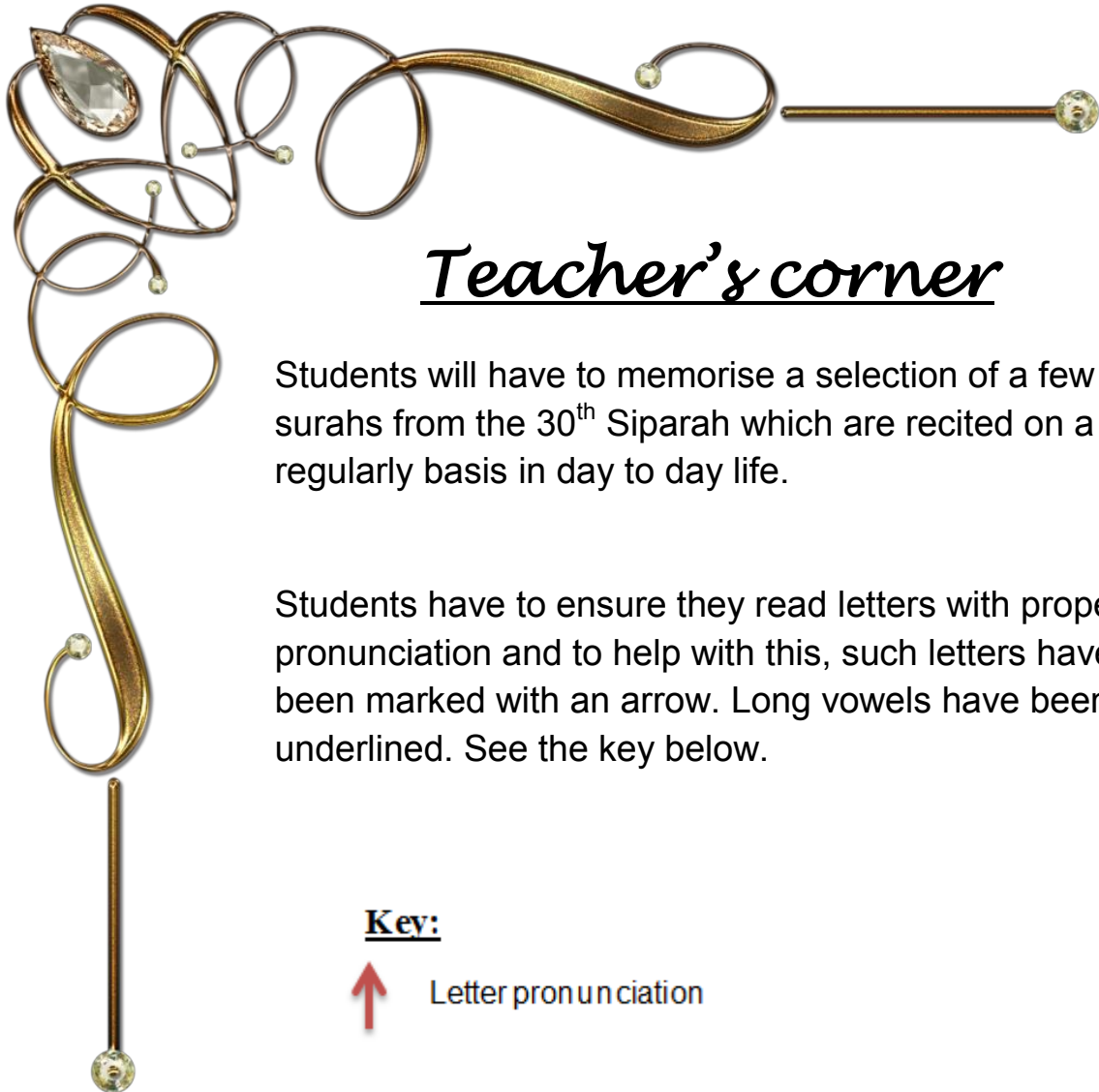
خَلَقُ

حَسَدُ

نُجْزَايَ



Surahs for Sifah



Teacher's corner

Students will have to memorise a selection of a few surahs from the 30th Siparah which are recited on a regularly basis in day to day life.

Students have to ensure they read letters with proper pronunciation and to help with this, such letters have been marked with an arrow. Long vowels have been underlined. See the key below.

Key:



Letter pronunciation



Long vowel

Suratul Fatihah - سُورَةُ الْفَاتِحَةِ

بِسْمِ اللَّهِ الرَّحْمَنِ الرَّحِيمِ { ١ }

Light -rule
 ُ in Allah

الْحَمْدُ لِلَّهِ رَبِّ الْعَالَمِينَ ٢

Light -rule
 ُ in Allah

الرَّحْمَنِ الرَّحِيمِ ٣

مَلِكِ يَوْمِ الدِّينِ ٤

إِيَّاكَ نَعْبُدُ وَإِيَّاكَ نَسْتَعِينُ ٥

إِهْدِنَا الصِّرَاطَ الْمُسْتَقِيمَ ٦

صِرَاطِ الَّذِينَ أَنْعَمْتَ عَلَيْهِمْ

غَيْرِ الْمَغْضُوبِ عَلَيْهِمْ وَلَا الضَّالِّينَ

Suratul Ikhlāas - سُورَةُ الْإِخْلَاصِ

بِسْمِ اللَّهِ الرَّحْمَنِ الرَّحِيمِ

Light -rule
ب in Allah

قُلْ هُوَ اللَّهُ أَحَدٌ

Qalqalah

Heavy -rule
ب in Allah

اللَّهُ الصَّمَدُ

Qalqalah

Heavy -rule
ب in Allah

لَمْ يَلِدْ وَلَمْ يُولَدْ

Qalqalah

Qalqalah

وَلَمْ يَكُنْ لَهُ كُفُوًا أَحَدٌ

Qalqalah

Suratun Naas - سُورَةُ النَّاسِ

بِسْمِ اللَّهِ الرَّحْمَنِ الرَّحِيمِ

Light-rule
U in Allah

قُلْ أَعُوذُ بِرَبِّ النَّاسِ

Ghunna

مَلِكِ النَّاسِ

Ghunna

إِلَهِ النَّاسِ

Ghunna

مِنْ شَرِّ الْوَسْوَاسِ الْخَنَّاسِ

Ghunna

الَّذِي يُوسْوِسُ فِي صُدُورِ النَّاسِ

Ghunna

مِنَ الْجِنَّةِ وَالنَّاسِ

Ghunna

Ghunna

سُورَةُ الْكَوْثَرِ - Suratul Kawthar

بِسْمِ اللَّهِ الرَّحْمَنِ الرَّحِيمِ

Light-rule
ل in Allah

إِنَّا أَعْطَيْنَكَ الْكَوْثَرَ ط

Ghunna

فَصَلِّ لِرَبِّكَ وَأَنْحَرْ ط

إِنَّ شَانِئَكَ هُوَ الْأَبْتَرُ ع

Qalqalah

Ghunna

سُورَةُ الْفَلَقِ - Suratul Falaq

بِسْمِ اللَّهِ الرَّحْمَنِ الرَّحِيمِ

Light -rule
in Allah

قُلْ أَعُوذُ بِرَبِّ الْفَلَقِ

Qalqalah

مِنْ شَرِّ مَا خَلَقَ

Qalqalah

وَمِنْ شَرِّ غَاسِقٍ إِذَا وَقَبَ

Qalqalah

وَمِنْ شَرِّ النَّفَّاثَاتِ فِي الْعُقَدِ

Qalqalah

Ghunna

وَمِنْ شَرِّ حَاسِدٍ إِذَا حَسَدَ

Qalqalah

سُورَةُ الْكَافِرُونَ - Suratul Kafiroom

بِسْمِ اللَّهِ الرَّحْمَنِ الرَّحِيمِ

Light-rule
ل in Allah

قُلْ يَا أَيُّهَا الْكَافِرُونَ

لَا أَعْبُدُ مَا تَعْبُدُونَ

وَلَا أَنْتُمْ عَابِدُونَ مَا أَعْبُدُ

Qalqalah

وَلَا أَنَا عَابِدٌ مَّا عَبَدْتُمْ

وَلَا أَنْتُمْ عَابِدُونَ مَا أَعْبُدُ

Qalqalah

لَكُمْ دِينُكُمْ وَلِيَ دِينِ

سُورَةُ النَّصْرِ - Suratun Nasr

بِسْمِ اللَّهِ الرَّحْمَنِ الرَّحِيمِ

Light -rule
U in Allah

إِذَا جَاءَ نَصْرُ اللَّهِ وَالْفَتْحُ

Heavy -rule
U in Allah

وَرَأَيْتَ النَّاسَ يَدْخُلُونَ فِي

Qalqalah

Ghunna

دِينِ اللَّهِ أَفْوَاجًا

Light -rule
U in Allah

فَسَبِّحْ بِحَمْدِ رَبِّكَ وَاسْتَغْفِرْهُ

إِنَّهُ كَانَ تَوَّابًا

Ghunna

سُورَةُ الْعَصْرِ - Suratul Asr

بِسْمِ اللَّهِ الرَّحْمَنِ الرَّحِيمِ

Light-rule
ل in Allah

وَالْعَصْرِ

إِنَّ الْإِنْسَانَ لَفِي خُسْرٍ

Ghunna

إِلَّا الَّذِينَ آمَنُوا وَعَمِلُوا الصَّالِحَاتِ

وَتَوَاصَوْا بِالْحَقِّ وَتَوَاصَوْا بِالصَّبْرِ

Qalqalah

Qalqalah

Suratul Lahab / Masad - سُورَةُ لَهَبٍ / الْمَسَد

بِسْمِ اللَّهِ الرَّحْمَنِ الرَّحِيمِ

Light-rule
ل in Allah

تَبَّتْ يَدَا أَبِي لَهَبٍ وَتَبَّ

Qalqalah

مَا أَغْنَىٰ عَنْهُ مَالُهُ وَمَا كَسَبَ

سَيَصْلَىٰ نَارًا إِذْ أَتَا لَهَبًا

Qalqalah

وَأَمْرَاتُهُ حَمَّالَةَ الْحَطَبِ

Qalqalah

Ghunna

فِي جِيدِهَا حَبْلٌ مِّن مَّسَدٍ

Qalqalah

Qalqalah

سُورَةُ الْمَاعُونِ - Suratul Maaoon

بِسْمِ اللَّهِ الرَّحْمَنِ الرَّحِيمِ

Light-rule
U in Allah

أَرَأَيْتَ الَّذِي يُكَذِّبُ بِالْإِذْنِ

فَذَلِكَ الَّذِي يَدْعُ الْيَتِيمَ

وَلَا يَحْضُ عَلَى طَعَامِ الْمَسْكِينِ

فَوَيْلٌ لِلْمُصَلِّينَ

الَّذِينَ هُمْ عَنْ صَلَاتِهِمْ سَاهُونَ

الَّذِينَ هُمْ يُرَاءُونَ وَيَمْنَعُونَ الْمَاعُونَ

سُورَةُ الْفِيلِ - Suratul Feel

بِسْمِ اللَّهِ الرَّحْمَنِ الرَّحِيمِ

Light -rule
U in Allah

أَلَمْ تَرَ كَيْفَ فَعَلَ رَبُّكَ بِأَصْحَابِ الْفِيلِ

أَلَمْ يَجْعَلْ كَيْدَهُمْ فِي تَضَلُّلٍ

Qalqalah

وَأَرْسَلَ عَلَيْهِمْ طَيْرًا أَبَابِيلَ

تَرْمِيهِمْ بِحِجَارَةٍ مِّنْ سِجِّيلٍ

فَجَعَلَهُمْ كَعَصْفٍ مَّا كُوِلَ

سُورَةُ الْقَدْرِ - Suratul Qadr

بِسْمِ اللَّهِ الرَّحْمَنِ الرَّحِيمِ

Light -rule
in Allah

إِنَّا أَنْزَلْنَاهُ فِي لَيْلَةِ الْقَدْرِ

Qalqalah Ghunna

وَمَا أَدْرَاكَ مَا لَيْلَةُ الْقَدْرِ

Qalqalah Qalqalah

لَيْلَةُ الْقَدْرِ خَيْرٌ مِنْ أَلْفِ شَهْرٍ

Qalqalah

تَنْزِيلُ الْمَلَكِ وَالرُّوحِ فِيهَا بِإِذْنِ رَبِّهِمْ مِنْ كُلِّ أَمْرٍ

سَلَامٌ هِيَ حَتَّىٰ مَطْلَعِ الْفَجْرِ

Qalqalah Qalqalah

سُورَةُ قُرَيْشٍ - Suratul Quraysh

بِسْمِ اللَّهِ الرَّحْمَنِ الرَّحِيمِ

Light -rule
ل in Allah

لَا يُلْفِ قُرَيْشٍ

الْفِهِمْ رِحْلَةَ الشِّتَاءِ وَالصَّيْفِ

فَلْيَعْبُدُوا رَبَّ هَذَا الْبَيْتِ

الَّذِي أَطْعَمَهُمْ مِنْ جُوعٍ وَأَمَّنَّهُمْ مِنْ خَوْفٍ

Qalqalah

سُورَةُ الْقَارِعَةِ - Suratul Qaariah

بِسْمِ اللَّهِ الرَّحْمَنِ الرَّحِيمِ

Light-rule
ل in Allah

الْقَارِعَةُ لَا مَا الْقَارِعَةُ ج وَمَا أَدْرَاكَ مَا الْقَارِعَةُ ط

Qalqalah

يَوْمَ يَكُونُ النَّاسُ كَالْفَرَاشِ الْمَبْثُوثِ ل

Qalqalah

Ghunna

وَتَكُونُ الْجِبَالُ كَالْعِهْنِ الْمَنْفُوشِ ط

فَأَمَّا مَنْ ثَقُلَتْ مَوَازِينُهُ ل فَهُوَ فِي عِيشَةٍ رَاضِيَةٍ ط

Ghunna

وَأَمَّا مَنْ خَفَّتْ مَوَازِينُهُ ل فَأَمَّهُ هَٰوِيَةٌ ط

Ghunna

Ghunna

وَمَا أَدْرَاكَ مَا هِيَةٌ ط نَارٌ حَامِيَةٌ ع

Qalqala

سُورَةُ الْعَادِيَات - Suratul Aadiyat

بِسْمِ اللَّهِ الرَّحْمَنِ الرَّحِيمِ

Light -rule
U in Allah

فَالْمُورِيَّتِ قَدْحًا

Qalqalah

وَالْعَدِيَّتِ ضَبْحًا

Qalqalah

فَأَثَرُنَ بِهِ نَقْعًا

Qalqalah

فَالْمَغِيْرَاتِ صُبْحًا

Qalqalah

إِنَّ الْإِنْسَانَ لِرَبِّهِ لَكَنُودٌ

Qalqalah

Ghunna

فَوَسَطْنَ بِهِ جَمْعًا

Qalqalah

وَإِنَّهُ عَلَىٰ ذَٰلِكَ لَشَهِيدٌ وَإِنَّهُ لِحُبِّ الْخَيْرِ لَشَدِيدٌ

Qalqalah

Ghunna

Qalqalah

Ghunna

أَفَلَا يَعْلَمُ إِذَا بُعْثِرَ مَا فِي الْقُبُورِ وَحُصِّلَ مَا فِي الصُّدُورِ

إِنَّ رَبَّهُمْ بِهِمْ يَوْمَئِذٍ لَّخَبِيرٌ

Ghunna

سُورَةُ التَّكَاثُرِ - Suratut Takathur

بِسْمِ اللَّهِ الرَّحْمَنِ الرَّحِيمِ

Light -rule
in Allah

أَلْهَيْكُمْ التَّكَاثُرُ لَا حَتَّىٰ زُرْتُمُ الْمَقَابِرَ ط

كَلَّا سَوْفَ تَعْلَمُونَ لَا تَمَّ كَلَّا سَوْفَ تَعْلَمُونَ ط

Ghunna

كَلَّا لَوْ تَعْلَمُونَ عِلْمَ الْيَقِينِ ط

لَتَرَوُنَّ الْجَحِيمَ لَا

Ghunna

تَمَّ لَتَرَوُنَّهَا عَيْنَ الْيَقِينِ لَا

Ghunna

Ghunna

تَمَّ لَتَسْلُنَّ يَوْمَئِذٍ عَنِ النَّعِيمِ ع

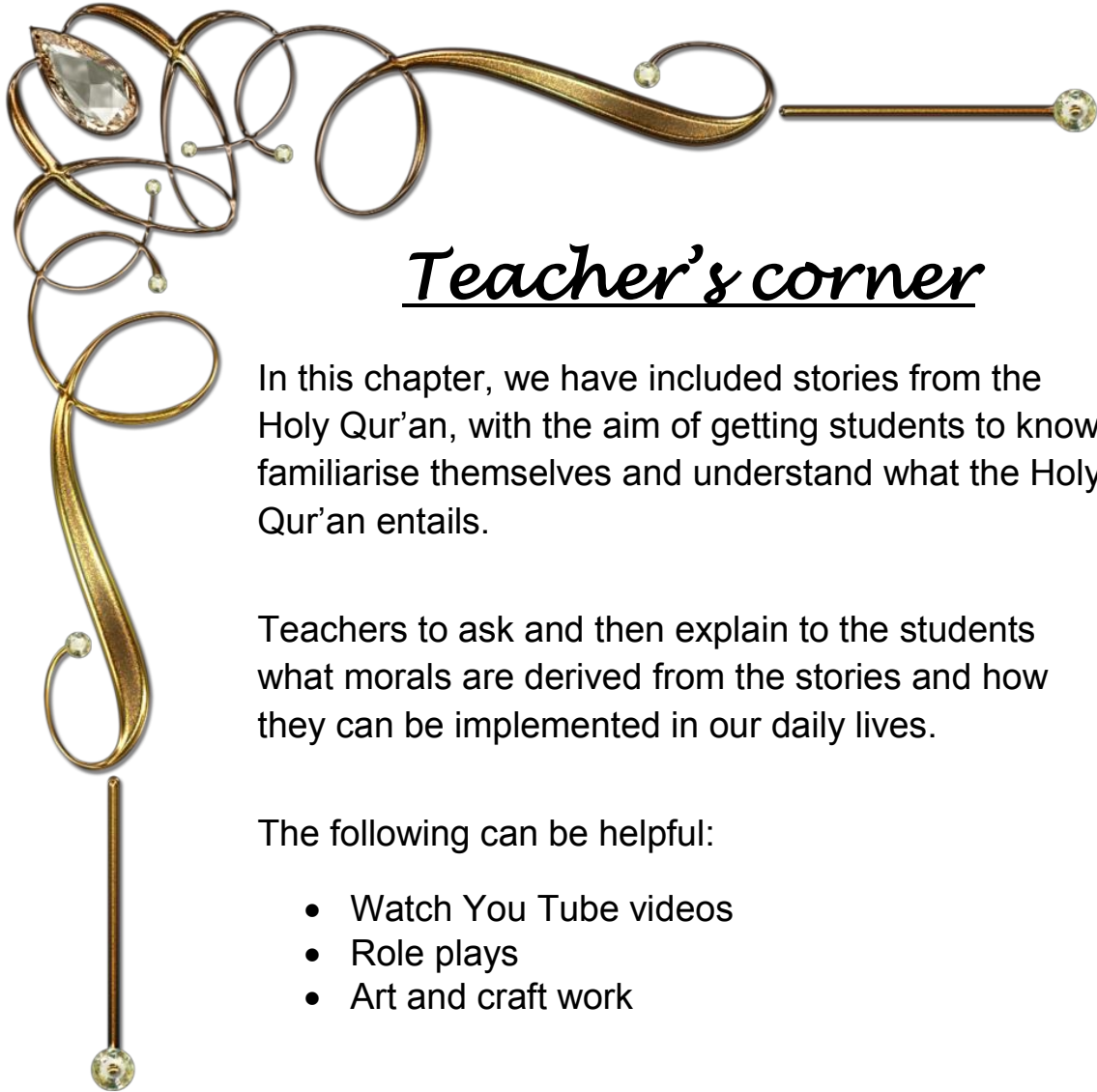
Ghunna

Ghunna

Ghunna

Tafseer

(Short stories from the
Holy Qur'an)



Teacher's corner

In this chapter, we have included stories from the Holy Qur'an, with the aim of getting students to know, familiarise themselves and understand what the Holy Qur'an entails.

Teachers to ask and then explain to the students what morals are derived from the stories and how they can be implemented in our daily lives.

The following can be helpful:

- Watch You Tube videos
- Role plays
- Art and craft work

PROPHET NUH (PBUH) (NOAH)

NAME:	Abdul Ghaffar or Abdul Malek or Abdul A'laa
TITLE:	Nuh (one who cries a lot - in fear of Allah) Adam E Thaani (2nd Adam)
CHILDREN:	Haam, Saam, Yaafis, Kan'aan

He was born 126 years after the death of Prophet Adam (pbuh) and it is related that there were 10 Prophets before him and after Prophet Adam (pbuh).

Prophet Nuh (pbuh) preached and lived amongst his people for 950 years. His life span is mentioned by some to be 2500 years

He preached to his people about the oneness of Allah and asked them not to worship other gods but the chiefs and the people just ignored him, mocked at him and even beat him up. At times Prophet Nuh (pbuh) was buried under piles of stones and Jibrail used to come and remove the stones and tend the wounds.

The people then decided to leave him alone saying he was mad (**Qur'an 23:25**).

Prophet Nuh (pbuh) after many years of preaching to no avail complained to Allah saying that although he called them night and day they were getting worse and would not listen putting their finger in their ears covering their faces so he could not see them nor could they hear him.

Allah stopped rain to them for 40-70 years but the people were so stubborn that they refused to believe and listen (Allah stopped granting them children too).

Allah asked Prophet Nuh (pbuh) to build an ark as he was going to see his punishment in the form of a flood.

When the people saw him and the believers making an ark they started laughing at him. The ark was made at a place which is now known as Masjid-e-Kufa. It was 1200 yds in length, 800 yds in width and 80 yds in height. It had three stories - the 1st for the animals, the 2nd for the birds and the 3rd for the 30 believers inclusive of Prophet Nuh (pbuh) and his family. When the ark was ready Allah asked Prophet Nuh (pbuh) his wife, his three sons, Haam, Saam and Yaafis, 72 believers and a pair of each kind of animal and bird to board the ark.

Prophet Nuh (pbuh) had another son called Kan'aan who refused to board the ark and was not a believer.

When they had all boarded the ark they were asked to say a little prayer to Allah

Qur'an 23:28 (All praise be to Allah who delivered us from an unjust people).

The water started pouring from the sky and gushing out of the land. (There is a spot marked in Masjid-e-Kufa where the water first started gushing out)

The ark started moving. Prophet Nuh's son who had refused to enter the ark thought he would be saved by climbing on a mountain and did not listen to his father. He was drowned.

Soon there was so much water that all that could be seen was the sky and water. There was a solar eclipse. It is related that the ark was pushed by the waves until it reached Mecca where it circled the Ka'ba. The whole world was submerged in water except the spot where Ka'ba stood.

Prophet Nuh (pbuh) was scared as the ark was tossed in the high waters. He recited "La Ilaha Illallah' 1000* times. He also prayed as commanded by Allah "O my Lord! Make us land with a blessed landing for you are the best of all who cause to land".


When hearing the prayers from Prophet Nuh (pbuh) the earth swallowed in water, the sky stopped raining and the ark came to rest on Mount Juda **Qur'an 11:44**. Prophet Nuh (pbuh) and the others came out at Mosul and here the foundation of the city of Madinatuth Thamaanin was laid. Prophet Nuh (pbuh) lived for quite a long time after this.

When the angel of death Izrail came to him Prophet Nuh (pbuh) asked him whether there was time for him to go into the shade from the sun. Izrail said there was and Prophet Nuh (pbuh) told him that the life of the world was just like passing from the sun into the shade i.e. like entering from one door and leaving through another.

Although he lived such a long time he never constructed a house for himself. He lived in a small hut.

Reflections from the story of Prophet Nuh (as)

What do we learn?



PROPHET SALIH (PBUH)

NAME: Salih
FATHER: Abud bin Asif bin Nasikh bin Abud bin Hadir bin
Thamood bin A'amir bin Saam bin Nuh

Prophet Salih (pbuh) was sent to the people of Thamood. The tribe of Thamood were well to do people who lived in the valley of Hijr between Madina and Syria. They used to carve their homes of huge rocks in the mountains. The tribe of Thamood is also known as the second Aad. Allah had favoured them with wealth and bounties but they forgot him and worshipped idols.

Prophet Salih (pbuh) preached to the people for a long time urging them to abandon their idols and to worship Allah. They used to annually worship a piece of the mountain offering sacrifices to it. They called Prophet Salih (pbuh) to bring a sign from Allah to them if he was one of the truthful ones.

Allah sent as a sign to them a she-camel and it was commanded by Allah that the she-camel would drink all the water of the spring one day and the people of Thamood would drink from it one day.

Never had the people seen such a camel who drink all the water of the spring on alternate days but still would not abandon their idols. Prophet Salih (pbuh) had also warned them that if they harmed the she camel they would be punished by Allah.

Their pride and stubbornness however caused them to kill the she-camel. They then came to Prophet Salih (pbuh) and said "O Salih, bring us what you threatened us with if you are of the messengers" **Qur'an 7:77**.

He asked them to repent (do tawbah) within three days but they only mocked him.

On the 4th day there was a thunder bolt from the sky and earthquake killing the people of Thamood. Prophet Salih (pbuh) and his few followers escaped.

Prophet Salih (pbuh) was greatly moved to see the dead bodies of his tribe and he returned and addresses the dead saying "O my people, indeed I did deliver to you the message of my Lord and did warn you but you did not heed the warners". **Qur'an 7:79**

The Thamood people, whose prophet was Salih (as) are the most ancient people to have lived in a zone between Hijaz and Sham (Syria). They lived comfortably and care-free on a fertile, level land in strong, splendid castles.

They not only showed ingratitude for the abundant blessings they had, but disobeyed their Lord by acting rebellious to the instruction of the Apostle Salih (as) and mocked His Sign, the she-camel. This conduct brought perdition to the people by means of a sudden, violent blast from heaven which was accompanied by an earthquake.

In some traditions it is narrated that the holy Prophet (S) of Islam said:

"The most wicked person among the ancient ones was the murderer of the harmless she-camel of Salih (as), and the most wicked person of the latter age is the murderer of Ali-ibn-Abi-Taleb. A wicked one, who will make his beard dyed (red) from the blood of his forehead.

One of the specialities of the camel, according to a known narration, was that she exiled from inside the mountain to be a clear miracle for the arrogant disbelievers.


It is well understood from other verses of the Qur'an that Salih (as) told the people that they should divide the water of the town between the camel and themselves so that on one day they could drink the water and in turn the next day the camel could drink, without them bothering each other

And he particularly told them:


"Touch her not with harm, lest the Penalty of a Great Day seize you,"


"But they rejected and hamstrung her, so their Lord crushed them for their sin and levelled them (with the ground)

*Reflections from the story of Prophet Salih (as) -
What do we learn?*

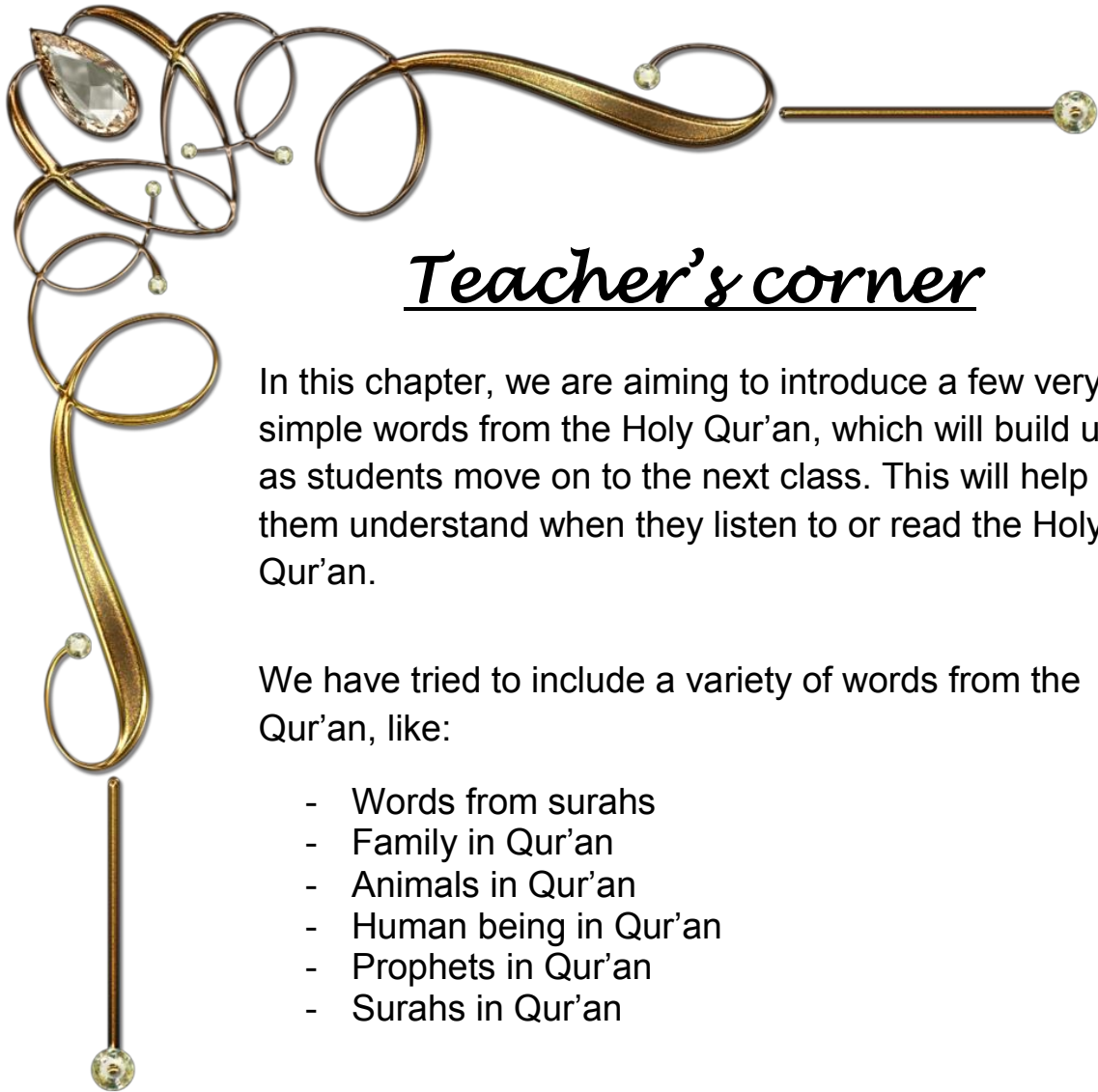


Can you name the Prophets of Allah mentioned in the Holy Qur'an?





Qur'anic Dictionary



Teacher's corner

In this chapter, we are aiming to introduce a few very simple words from the Holy Qur'an, which will build up as students move on to the next class. This will help them understand when they listen to or read the Holy Qur'an.

We have tried to include a variety of words from the Qur'an, like:

- Words from surahs
- Family in Qur'an
- Animals in Qur'an
- Human being in Qur'an
- Prophets in Qur'an
- Surahs in Qur'an

You could consider using card activity to match the words which will aid learning

The Human Being in the Qur'an 2



يَدٌ

Yad

Hand



شِفَاهُ

Shifa

Lips



أَنْفٌ

Anf

Nose



بَطْنٌ

Batn

Belly



رَأْسٌ

Ra's

Head



أُذُنٌ

Udhun

Ear

The Human Being in the Qur'an

Complete the word search below:

I	Q	X	D	P	K	R	I	V	Z	V	Q	A	E
A	I	N	S	A	A	N	P	A	I	A	O	W	I
A	T	C	H	Z	R	D	R	N	D	K	N	L	A
N	K	R	T	W	I	L	Z	A	O	T	P	S	N
H	F	A	B	A	R	E	M	T	M	M	P	Y	F
J	B	K	I	L	N	A	X	B	I	E	I	N	P
T	D	B	L	H	D	Y	K	O	E	H	L	O	G
J	K	A	Q	N	A	F	A	N	A	N	G	B	L
D	E	R	Y	R	R	A	F	M	O	H	N	A	R
G	U	A	Z	Q	B	M	S	V	N	J	B	T	X
K	Z	M	Y	G	A	P	S	D	R	A	M	N	P
Y	O	N	U	H	D	U	P	A	E	W	Y	N	L
Q	L	K	H	L	A	H	T	M	M	G	I	A	F
R	A	S	W	A	S	C	Z	N	A	A	S	I	L

Insaan

Fam

Wajh

Anf

'Ayn

Batn

Lisaan

Ra's

Qadam

Udhun

yad

The Human Being in the Qur'an

Match the picture with the correct arabic name.



عَيْنٌ



لِسَانٌ



شِفَاةٌ



بَطْنٌ



وَجْهٌ



أَنْفٌ



أُذُنٌ



إِنْسَانٌ



قَدَمٌ



يَدٌ



رَأْسٌ

Words covered in the previous year(s)

The Human Being in the Qur'an 1



إِنْسَانٌ

Insaan

Human Being



وَجْهٌ

Wajh

Face



عَيْنٌ

'Ayn

Eye



لِسَانٌ

Lisaan

Tongue



قَدَمٌ

Qadam

Foot

Animals in the Qur'an 2



خِنْزِيرٌ

Khinzeer

Pig



حِمَارٌ

Himaar

Donkey



حِصَانٌ

Hisaan

Horse



هُدُودٌ

Hudhud

Hud Hud



تُعْبَانٌ

Thu'baan

Snake

Animals in the Qur'an 1



فَيْلٌ

Feel

Elephant



جَمَلٌ

Jamal

Camel



بَقَرَةٌ

Baqara

Cow



خَرُوفٌ

Kharoof

Sheep

Family in the Qur'an



أَبٌ
أُمٌّ

Ab

Father

Umm

Mother



إِبْنٌ

Ibn

Son



بِنْتٌ

Bint

Daughter



أَخٌ

Akh

Brother



أُخْتٌ

Ukht

Sister



بَيْتٌ

Bayt

Home

O! يَا يَا أَيُّهَا

Shaytan شَيْطَان

Hell جَهَنَّمَ

Light نُور

Path صِرَاط

Say



قُلْ

قُلْ هُوَ اللَّهُ أَحَدٌ

QUL

One



أَحَدٌ

قُلْ هُوَ اللَّهُ أَحَدٌ ﴿٢﴾

AHAD

Mother



أُمٌّ

UMMUN



“Inspiring our students with a lifelong learning of Islam according to the teachings of the Ahlul Bayt (as), nurturing piety, and preparing them to strengthen our communities.”

These manuals are heavily subsidised for the Thawab of the Ruh of
Marhum Akberali Pyarali Merali
& Qul Marhumeen

Al Fatiha



sharikatul-hussain.org